

AUTO438 Datasheet

PRESSURE REGULATOR FOR
HYDROGEN FUEL CELL BUSES AND TRUCKS

● Gas ● Liquid | ● Diaphragm ● Piston | ● Self-Venting ● Non-Venting | Max Inlet: 438 bar (6,350 psi) | Max Outlet: 20 bar (290 psi) | Cv 0.5



INTRODUCING THE AUTO438...

The AUTO438 is a piston-sensed pressure regulator, designed specifically for hydrogen fuel cell buses and trucks. With a **balanced main valve** as standard, it offers stable control of outlet pressures up to 20 bar (290 psi) from a maximum 438 bar (6,350 psi) inlet pressure.

In addition to critical safety features such as its double o-ring backup, the AUTO438 offers convenient access to the seat cartridge in the base of the regulator for simplified servicing.

SPECIFICATION

Max. Rated Inlet Pressure	438 bar (6,350 psi)
Outlet Ranges	Up to 20 bar (290 psi)
Design Proof Pressure	150% max. working pressure
Seat Leakage	In accordance with ANSI/FCI 70-3
Weight	1.8kg (3.97lbs)

* Pressure regulator rating may be limited by connection type, Cv and/or seat material

STANDARD MATERIALS OF CONSTRUCTION

PART	MATERIALS
Body	Aluminium Alloy (AW6082)
Main Valve Pin	AISI 316/316L Stainless Steel (UNS S31600/S31603)
Seat	X100
Valve Spring	Elgiloy® (UNS R30003)
Piston	AISI 316/316L Stainless Steel (UNS S31600/S31603)
O-Rings	EPDM
Loading Spring	AISI 316/316L Stainless Steel (UNS S31600/S31603)
Filter	30 Microns

FEATURES AND BENEFITS

1 DOUBLE O-RING

Safety back-up in the event of primary o-ring failure during use.

2 EASY ACCESS TO SEAT CARTRIDGE

Simplified servicing through the base of the regulator.

3 THREE OPTIONAL MOUNTING ARRANGEMENTS

To suit users application/set-up.

4 IN-LINE LEAKAGE SENSE LINE

Easy to connect pipework to sense for H2 leakage, and makes set point anti-tamper proof.

Product availability and specifications contained herein are subject to change without notice. Consult local distributor or factory for potential revisions and/or service related issues. Pressure Tech Ltd support with product selection recommendations only - it is the users responsibility to ensure the product is suitable for their specific application requirements.



DESIGNED AND BUILT IN THE UK

PRESSURE TECH LTD

Unit 24, Graphite Way, Hadfield, Glossop, Derbyshire, UK, SK13 1QH

T +44 (0)1457 899 307

E sales@pressure-tech.com

W www.pressure-tech.com

131120

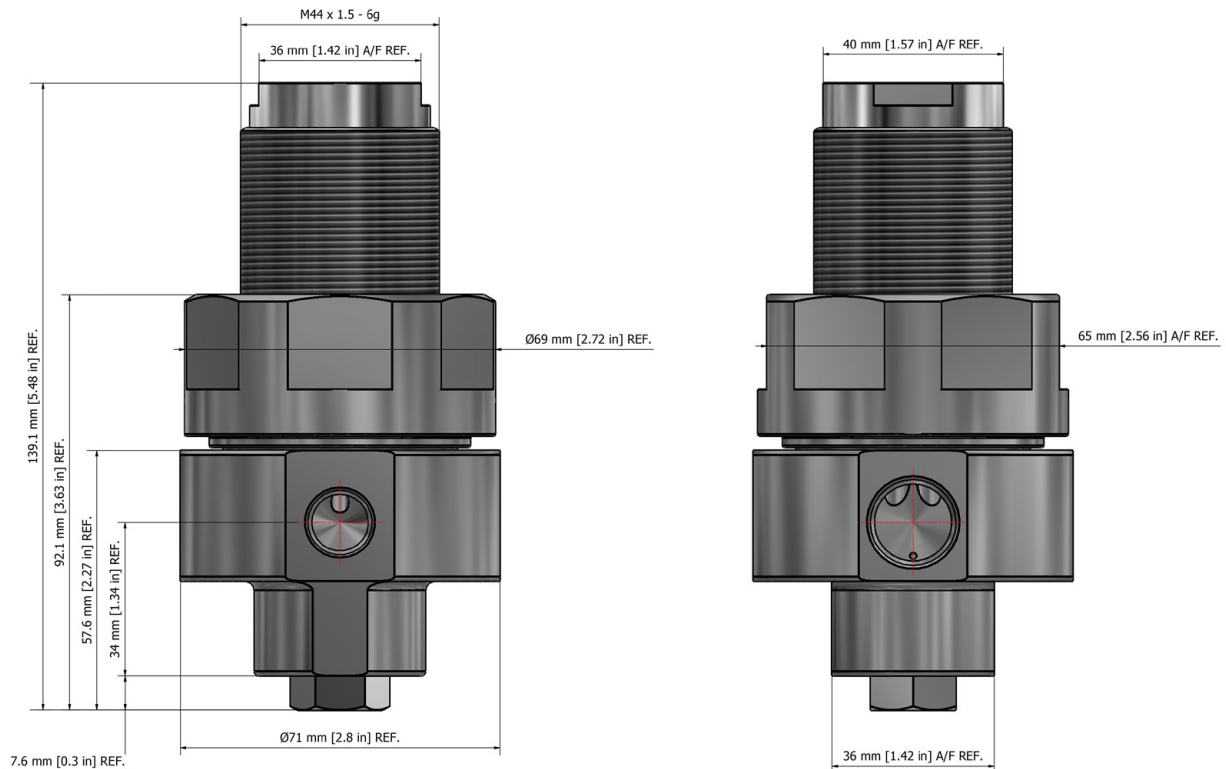
PAGE:
1 OF 4

AUTO438 Datasheet

PRESSURE REGULATOR FOR
HYDROGEN FUEL CELL BUSES AND TRUCKS

● Gas ● Liquid | ● Diaphragm ● Piston | ● Self-Venting ● Non-Venting | Max Inlet: 438 bar (6,350 psi) | Max Outlet: 20 bar (290 psi) | Cv 0.5

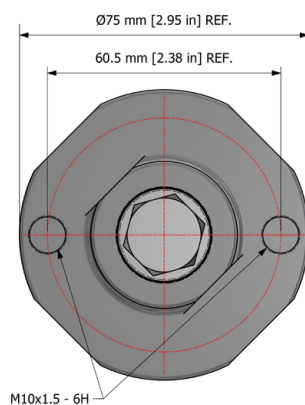
DRAWINGS AND INSTALLATION DIMENSIONS



MOUNTING CONFIGURATION OPTIONS

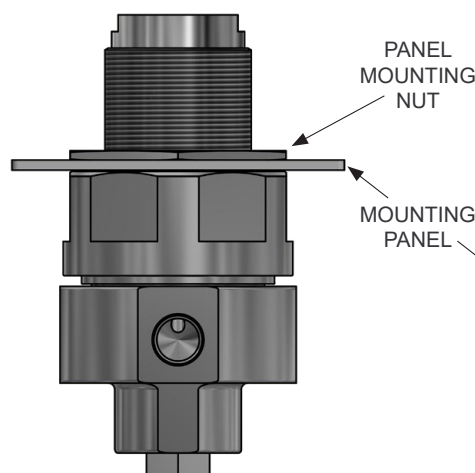
1. Body Mounting

Uses the two bolt holes at the bottom of the body for mounting.



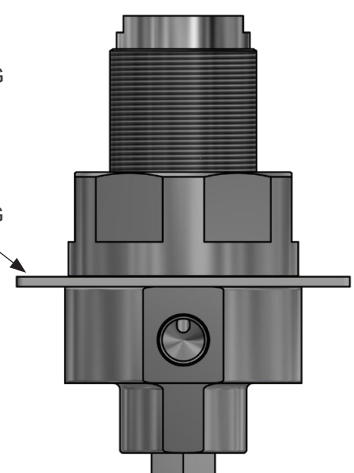
2. Bonnet Mounting

Mounting panel is secured between the body and bonnet with a panel mounting nut.



3. Head-Work Mounting

Mounting panel is secured between the body and head-work.



Product availability and specifications contained herein are subject to change without notice. Consult local distributor or factory for potential revisions and/or service related issues. Pressure Tech Ltd support with product selection recommendations only - it is the users responsibility to ensure the product is suitable for their specific application requirements.



DESIGNED AND BUILT IN THE UK



PRESSURE TECH LTD

Unit 24, Graphite Way, Hadfield, Glossop, Derbyshire, UK, SK13 1QH

T +44 (0)1457 899 307

E sales@pressure-tech.com

W www.pressure-tech.com

131120

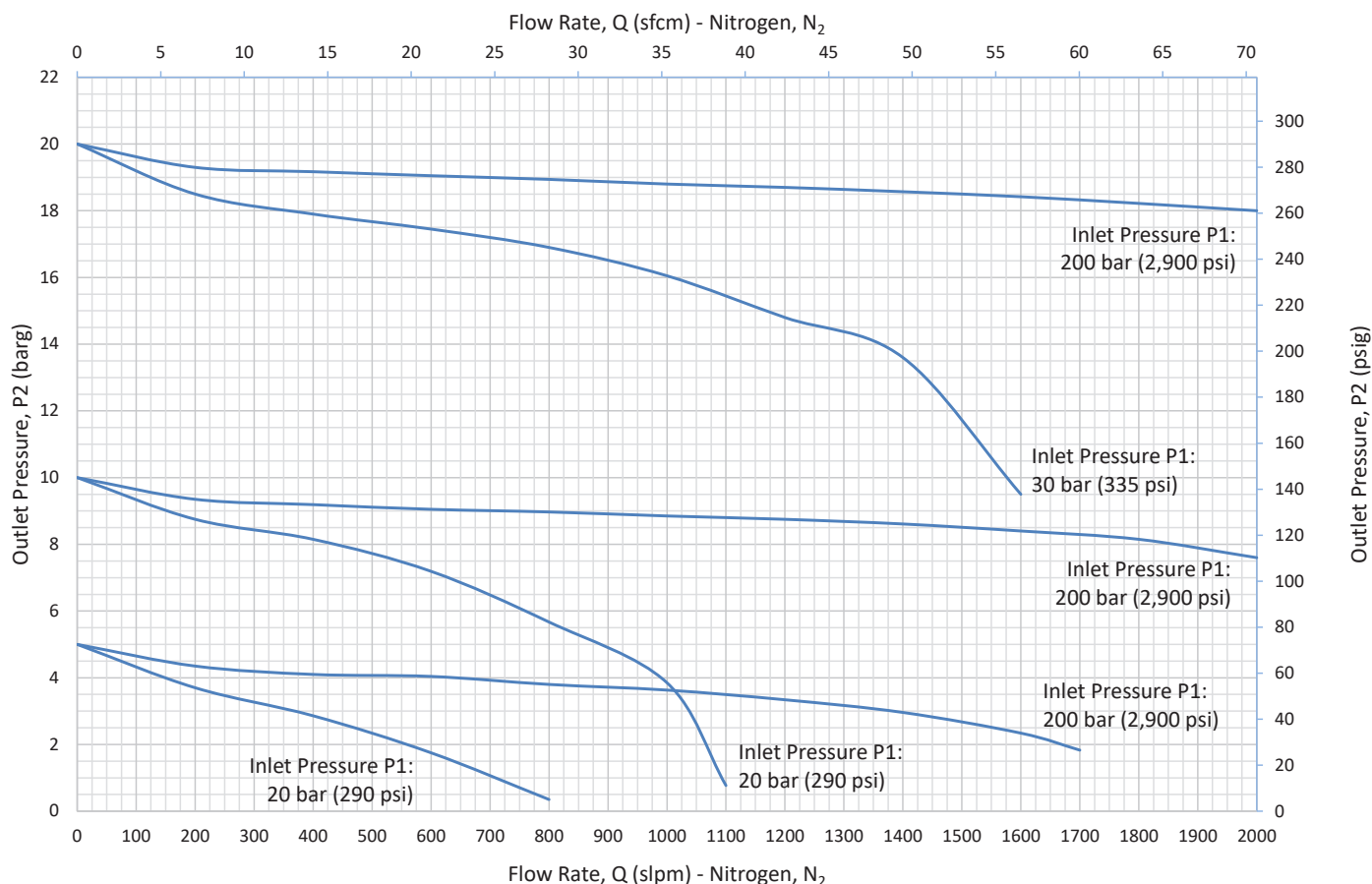
PAGE:
2 OF 4

AUTO438 Datasheet

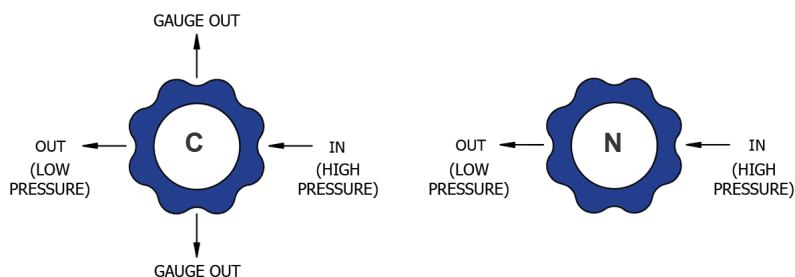
PRESSURE REGULATOR FOR
HYDROGEN FUEL CELL BUSES AND TRUCKS

● Gas ● Liquid | ● Diaphragm ● Piston | ● Self-Venting ● Non-Venting | Max Inlet: 438 bar (6,350 psi) | Max Outlet: 20 bar (290 psi) | Cv 0.5

FLOW CURVE



PORTING CONFIGURATIONS



Product availability and specifications contained herein are subject to change without notice. Consult local distributor or factory for potential revisions and/or service related issues.
Pressure Tech Ltd support with product selection recommendations only - it is the users responsibility to ensure the product is suitable for their specific application requirements.



DESIGNED AND BUILT IN THE UK

PRESSURE TECH LTD

Unit 24, Graphite Way, Hadfield, Glossop, Derbyshire, UK, SK13 1QH

T +44 (0)1457 899 307

E sales@pressure-tech.com

W www.pressure-tech.com

131120

PAGE:
3 OF 4

AUTO438 Datasheet

PRESSURE REGULATOR FOR
HYDROGEN FUEL CELL BUSES AND TRUCKS

● Gas ● Liquid | ● Diaphragm ● Piston | ● Self-Venting ● Non-Venting | Max Inlet: 438 bar (6,350 psi) | Max Outlet: 20 bar (290 psi) | Cv 0.5

ORDERING INFORMATION

To build a Pressure Tech part number, simply combine the characters identified below in sequence:

AUTO438		5	A	10	V	AN	C	XXX
REGULATOR MODEL/SERIES	AUTO438 – Pressure Regulator for Hydrogen Fuel Cell Buses and Trucks - Piston-Sensed							MODIFICATIONS*
								Please contact the office for further information.
CV VALUE	5 – 0.5							PORTING CONFIGURATION
								N - No gauge ports Please refer to page 3 for porting configuration options.
BODY MATERIAL **	A – Aluminium Alloy (AW6082)							CONNECTION SIZE**
								A – 1/4" inlet, 1/4" outlet & 1/4" gauges B – 3/8" inlet, 3/8" outlet & 1/4" gauges C – 3/8" inlet, 1/2" outlet & 1/4" gauges D – 1/2" inlet, 1/2" outlet & 1/4" gauges E – 3/8" inlet, 1/4" outlet & 1/4" gauges F – 1/4" inlet, 1/4" outlet & no gauge G – 3/8" inlet, 3/8" outlet & no gauge H – 3/8" inlet, 1/2" outlet & no gauge I – 1/2" inlet, 1/2" outlet & no gauge J – 3/8" inlet, 1/4" outlet & no gauge K – 1/2" inlet, 1/2" outlet & 1/2" gauges
SET PRESSURE	10 – 10 bar (145 psi) 15 – 15 bar (215 psi) 20 – 20 bar (290 psi)							CONNECTION TYPE**
								N – NPT S – SAE Straight Thread Inlet
O-RINGS	E – EPDM V – FKM/FPM							

OPTIONAL EXTRAS

	PART NUMBER	DESCRIPTION
Service Kit	SRK-MF101-05-B...	Various 'Balanced' options available

Note:
Ancillary equipment also available

TRADEMARKS: PEEK™ is a trademark of Victrex PLC
Elgiloy® is a registered trademark of Elgiloy Specialty Metals

* Where applicable
** Other options may be available - please contact the office

Product availability and specifications contained herein are subject to change without notice. Consult local distributor or factory for potential revisions and/or service related issues.
Pressure Tech Ltd support with product selection recommendations only - it is the users responsibility to ensure the product is suitable for their specific application requirements.



DESIGNED AND BUILT IN THE UK

Haldatec

Phone: +61 3 9872 5822 Email: sales@haldatec.com.au Website: www.haldatec.com.au

131120

PAGE:
4 OF 4